



## 240W LED Curved Light Bar - Combo Beam

#LEDBC240C

www.qvee.com.au



### DESCRIPTION

The LEDBC240C is a 240W curved lightbar that uses 80 x 3 W high powered LED's. Features a rugged design and a virtually unbreakable polycarbonate lens. This light bar is IP67 and EMC approved so there is no electrical interference.

Ideal for Mining, Trucking or the serious 4WD enthusiast who'll be pushing the boundaries of lighting performance.

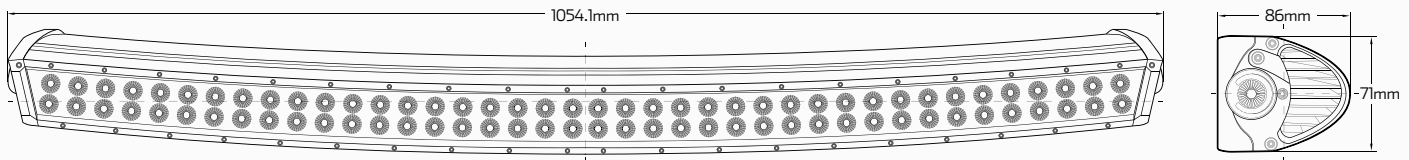
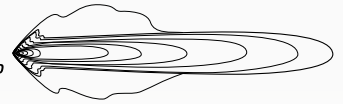
Approximately 50,000 hours LED lifespan. Comes with side bracket mount kit.

### ACCESSORIES

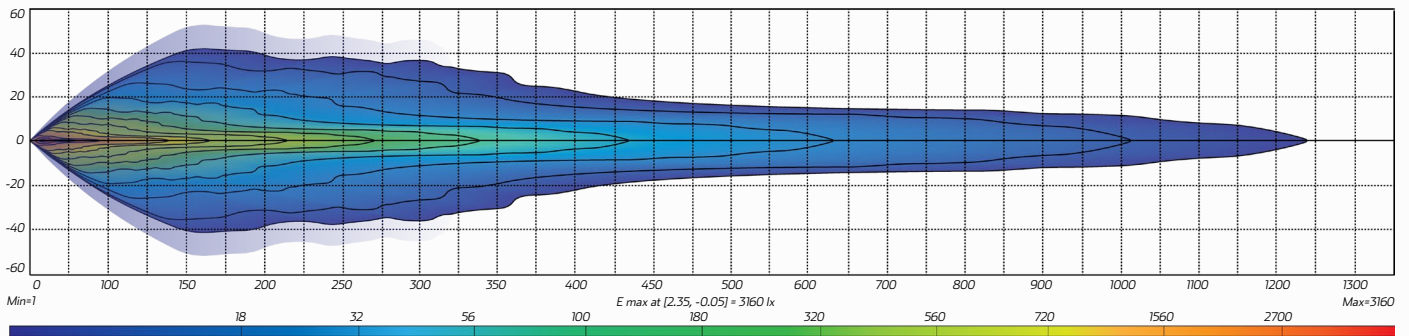
- 1 x Side Bracket Mount Kit

### COMBO

SPOT & FLOOD



### BEAM COVERAGE



### TECHNICAL SPECIFICATIONS

<b>Voltage</b>	• 10- 30 Volt	<b>Beam Coverage</b>	• Combo Beam
<b>IP Rating</b>	• IP67 Rated	<b>Colour Temperature</b>	• 6000 K
<b>Lumens</b>	• 14,400 Lumens	<b>Mounting</b>	• Side Bracket Mount
<b>Wattage</b>	• 240 Watts	<b>Lens</b>	• Polycarbonate
<b>LED Counts</b>	• 80 x 3W High Powered LED's	<b>Dimensions</b>	• 1054.1mm L x 71mm H x 86mm D