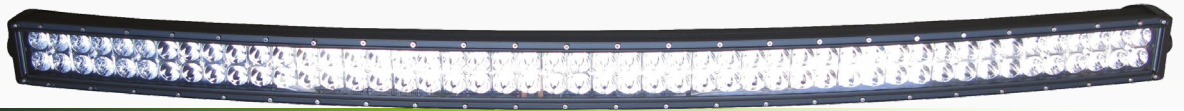


50" 288W LED Curved Lightbar

#LEDBC288C

www.qvee.com.au



DESCRIPTION

The LEDBC288C is a 288W curved lightbar that uses 96 x 3W high powered LED's.

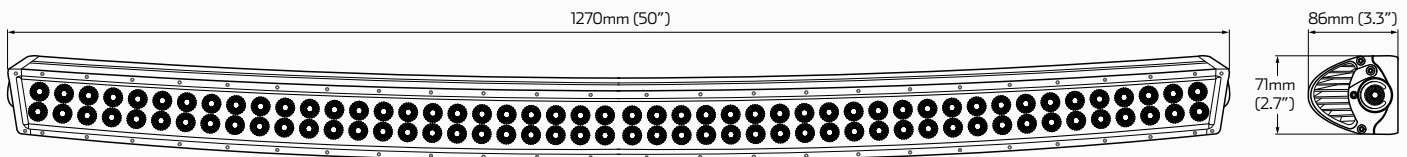
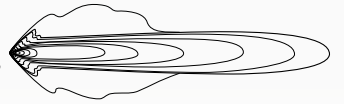
Features a rugged design and a virtually unbreakable polycarbonate lens. This light bar is IP67 and EMC approved so there is no electrical interference. Approximately 50,000 hours LED lifespan.

Ideal for Mining, Trucking or the serious 4WD enthusiast who'll be pushing the boundaries of lighting performance. Comes with side leg mounting bracket.

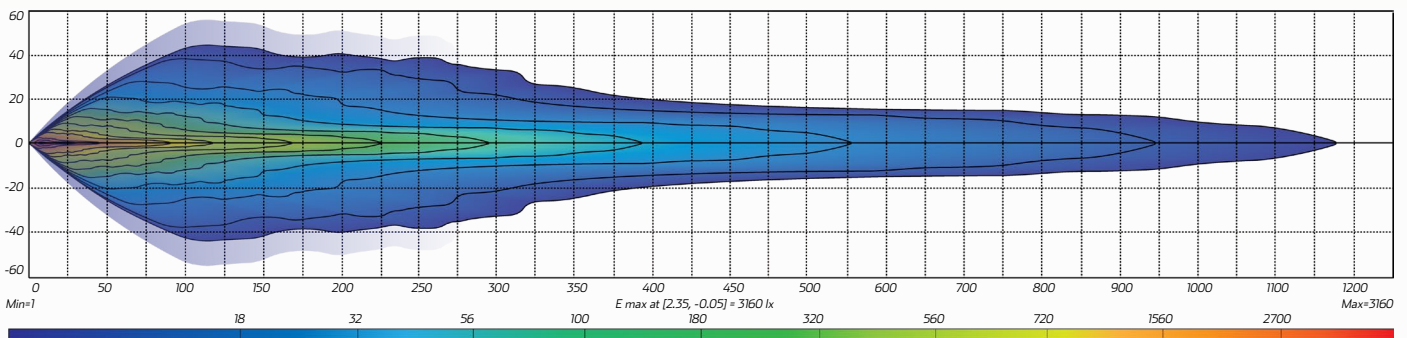
ACCESSORIES

- Side Leg Mounting Bracket

COMBO SPOT & FLOOD



BEAM COVERAGE



TECHNICAL SPECIFICATIONS

Voltage	• 10- 30 Volt
IP Rating	• IP67 Rated
Lumens	• 17,280 Lumens
Wattage	• 288 Watts
LED Counts	• 96 x 3W High Powered LED's

Beam Coverage	• Combo Beam
Colour Temperature	• 6000 K
Lens Material	• Polycarbonate Lens
Dimensions	• 50" L x 2.7" H x 3.3" D • 1270mm L x 71mm H x 86mm D