

21" 120W High Profile LED Light Bar - Flood Beam

#QVWL12V10F

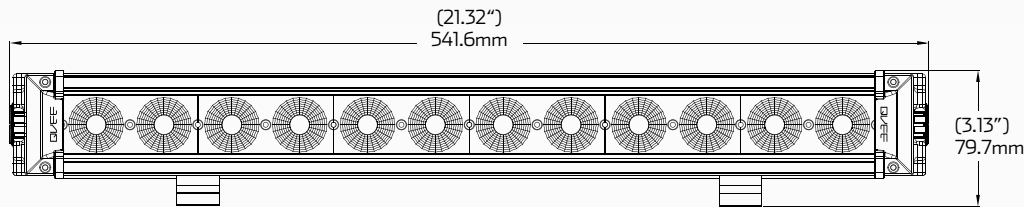
www.qvee.com.au



DESCRIPTION

The QVWL12V10F 120W light bar uses high intensity 10W CREE LED's. This light has approximately a 50,000 hours life span on the LED's.

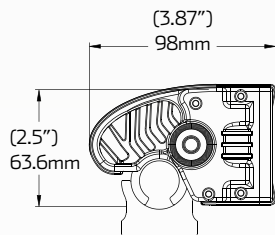
Ideal for mining, trucking or the serious 4WD enthusiast who'll be pushing the boundaries of lighting performance.



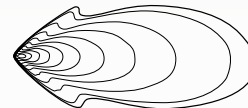
For optional side leg mounting order P/N QVWLEGS

ACCESSORIES

- 1 x Waterproof Connector
- 1 x Wiring Harness and Switch
- Channel Mounting



FLOOD



TECHNICAL SPECIFICATIONS

Voltage	• 9 - 48 Volt / 120W
IP Rating	• IP68 Rated
Lumens Rating	• Raw: 10,800lm / Effective: 9,000lm
LED Count	• 12 x 10W High Powered CREE LED's
Lens Material	• Polycarbonate Lens
Beam Coverage	• Flood Beam
Colour Temperature	• 6000 K
Accessories	<ul style="list-style-type: none"> • 1 x Waterproof Connector • 1 x Wiring Harness and Switch • Channel Mounting

BEAM COVERAGE

