


QVEE

AUTOMOTIVE | MINING | MARINE

D5 SERIES DOUBLE ROW LED LIGHT BARS



www.qvee.com.au



QVEE D5 SERIES DOUBLE ROW LED LIGHT BARS

30W HIGH POWERED LED BAR LIGHT - FLOOD BEAM #QVWL6D5F



The 30W D5 series LED bars are built for extreme conditions. Made with the highest quality CREE LED's, precision reflectors, optics & virtually unbreakable polycarbonate lens. With an IP68 rating the D5 series can withstand the harshest of Australian conditions. Incorporating a unique aluminium heatsink housing which allows maximum heat dispersion. Patented channel mount for easy and sturdy instillation or optional side leg mount is available. Ideal for ATV's, Motorbikes, Camping or as a Reverse light.

SPECIFICATIONS

Voltage: 9-32 Volt
 IP Rating: IP68 Rated
 Lumens: 2,700 Lumens - 30W
 LED Count: 6 x 5W High Powered CREE LED's
 Lens: Polycarbonate Lens
 Beam Coverage: Flood Beam
 Colour Temperature: 6000 K

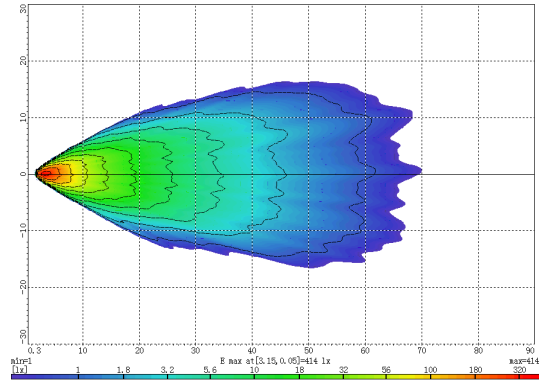
DIMENSIONS:

W: 161.0mm [6.34"] x H: 65mm [2.56"]
 x B: 97.7mm [3.85"]



Optional Side Leg Mounting
P/N QVWLEGS.

BEAM COVERAGE



30W HIGH POWERED LED BAR LIGHT - SPOT BEAM #QVWL6D5S



The 30W D5 series LED bars are built for extreme conditions. Made with the highest quality CREE LED's, precision reflectors, optics & virtually unbreakable polycarbonate lens. With an IP68 rating the D5 series can withstand the harshest of Australian conditions. Incorporating a unique aluminium heatsink housing which allows maximum heat dispersion. Patented channel mount for easy and sturdy instillation or optional side leg mount is available. Ideal for ATV's, Motorbikes, Camping or as a Reverse light.

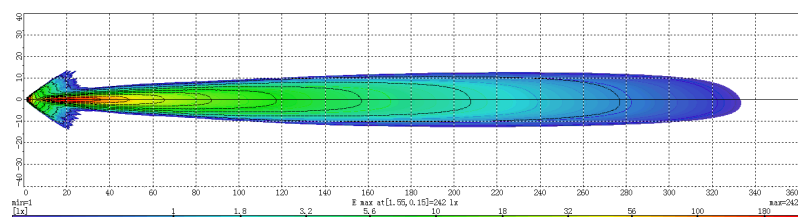
SPECIFICATIONS

Voltage: 9-32 Volt
 IP Rating: IP68 Rated
 Lumens: 2,700 Lumens - 30W
 LED Count: 6 x 5W High Powered CREE LED's
 Lens: Polycarbonate Lens
 Beam Coverage: Spot Beam
 Colour Temperature: 6000 K



Optional Side Leg Mounting
P/N QVWLEGS.

BEAM COVERAGE



W: 161.0mm [6.34"] x H: 65mm [2.56"] x B: 97.7mm [3.85"]

60W HIGH POWERED LED BAR LIGHT - FLOOD BEAM

#QVWL12D5F

The 60W D5 series LED bars are built for extreme conditions. Made with the highest quality CREE LED's, precision reflectors, optics & virtually unbreakable polycarbonate lens. With an IP68 rating the D5 series can withstand the harshest of Australian conditions. Incorporating a unique aluminium heatsink housing which allows maximum heat dispersion. Patented channel mount for easy and sturdy instillation or optional side leg mount is available. Ideal for ATV's, Motorbikes, Camping or as a Reverse light.



SPECIFICATIONS

Voltage: 9-32 Volt
 IP Rating: IP68 Rated
 Lumens: 5,400 Lumens - 60W
 LED Count: 12 x 5W High Powered CREE LED's
 Lens: Polycarbonate Lens
 Beam Coverage: Flood Beam
 Colour Temperature: 6000 K

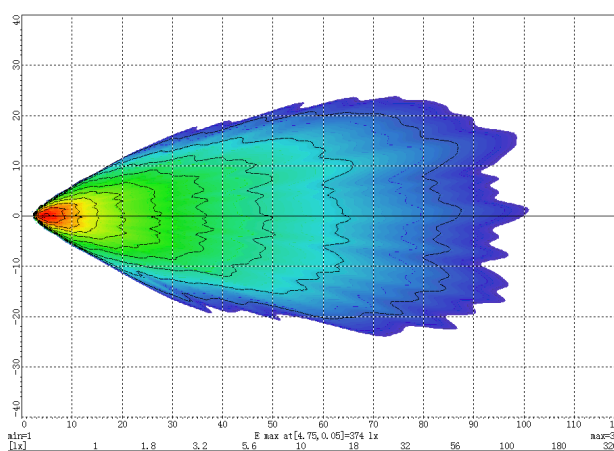
DIMENSIONS:

W: 266mm [6.34"] x H: 65mm [2.56"]
 x B: 97.7mm [3.85"]



Optional Side Leg Mounting
 P/N QVWLEGS.

BEAM COVERAGE



60W HIGH POWERED LED BAR LIGHT - SPOT BEAM

#QVWL12D5S

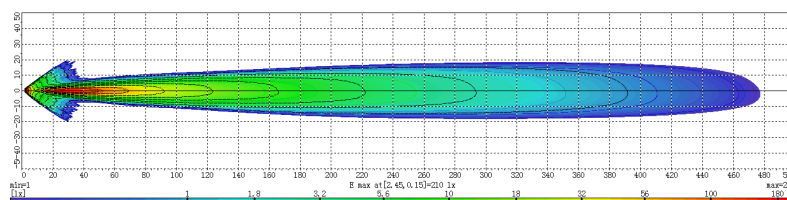
The 60W D5 series LED bars are built for extreme conditions. Made with the highest quality CREE LED's, precision reflectors, optics & virtually unbreakable polycarbonate lens. With an IP68 rating the D5 series can withstand the harshest of Australian conditions. Incorporating a unique aluminium heatsink housing which allows maximum heat dispersion. Patented channel mount for easy and sturdy instillation or optional side leg mount is available. Ideal for ATV's, Motorbikes, Camping or as a Reverse light.



SPECIFICATIONS

Voltage: 9-32 Volt
 IP Rating: IP68 Rated
 Lumens: 5,400 Lumens - 60W
 LED Count: 12 x 5W High Powered CREE LED's
 Lens: Polycarbonate Lens
 Beam Coverage: Spot Beam
 Colour Temperature: 6000 K

BEAM COVERAGE



Optional Side Leg Mounting
 P/N QVWLEGS.

DIMENSIONS:

W: 266mm [6.34"] x H: 65mm [2.56"] x B: 97.7mm [3.85"]

120W HIGH POWERED LED BAR LIGHT - COMBO BEAM
 #QVWL24D5C

The 120W D5 series LED bars are built for extreme conditions. Made with the highest quality CREE LED's, precision reflectors, optics & virtually unbreakable polycarbonate lens. With an IP68 rating the D5 series can withstand the harshest of Australian conditions.

Incorporating a unique aluminium heatsink housing which allows maximum heat dispersion. Patented channel mount for easy and sturdy instillation or optional side leg mount is available. Ideal for Trucking, 4WD's, Mining & Agricultural.



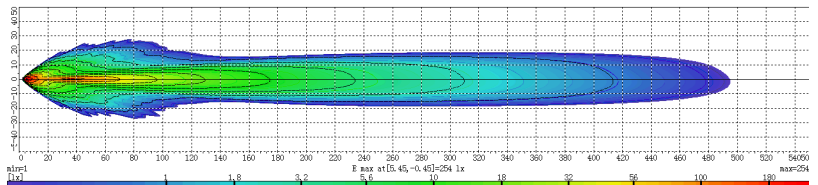
SPECIFICATIONS

Voltage:	9-32 Volt
IP Rating:	IP68 Rated
Lumens:	10,800 Lumens - 120W
LED Count:	24 x 5W High Powered CREE LED's
Lens:	Polycarbonate Lens
Beam Coverage:	Combo Beam [12x Flood, 12x Spot LED's]
Colour Temperature:	6000 K



Optional Side Leg Mounting
 P/N QVWLEGS.

BEAM COVERAGE



DIMENSIONS:

W: 476mm [18.74"] x H: 65mm [2.56"] x B: 97.7mm [3.85"]

120W HIGH POWERED LED BAR LIGHT - FLOOD BEAM
 #QVWL24D5F

The 120W D5 series LED bars are built for extreme conditions. Made with the highest quality CREE LED's, precision reflectors, optics & virtually unbreakable polycarbonate lens. With an IP68 rating the D5 series can withstand the harshest of Australian conditions.

Incorporating a unique aluminium heatsink housing which allows maximum heat dispersion. Patented channel mount for easy and sturdy instillation or optional side leg mount is available. Ideal for Trucking, 4WD's, Mining & Agricultural.



SPECIFICATIONS

Voltage:	9-32 Volt
IP Rating:	IP68 Rated
Lumens:	10,800 Lumens - 120W
LED Count:	24 x 5W High Powered CREE LED's
Lens:	Polycarbonate Lens
Beam Coverage:	Flood Beam
Colour Temperature:	6000 K

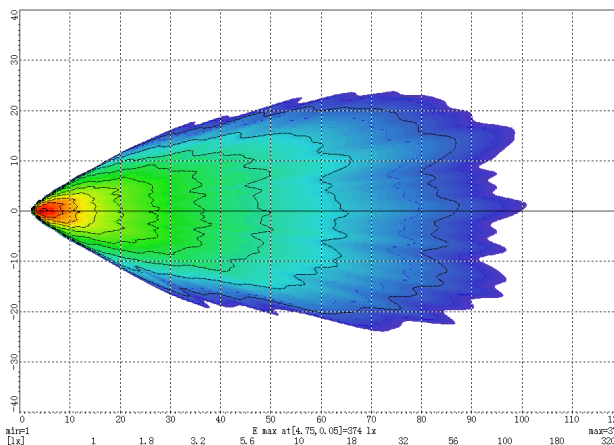
DIMENSIONS:

W: 476mm [18.74"] x H: 65mm [2.56"] x
 B: 97.7mm [3.85"]



Optional Side Leg Mounting
 P/N QVWLEGS.

BEAM COVERAGE



120W HIGH POWERED LED BAR LIGHT - SPOT BEAM

#QVWL24D5S

The 120W D5 series LED bars are built for extreme conditions. Made with the highest quality CREE LED's, precision reflectors, optics & virtually unbreakable polycarbonate lens. With an IP68 rating the D5 series can withstand the harshest of Australian conditions.

Incorporating a unique aluminium heatsink housing which allows maximum heat dispersion. Patented channel mount for easy and sturdy instillation or optional side leg mount is available. Ideal for Trucking, 4WD's, Mining & Agricultural.



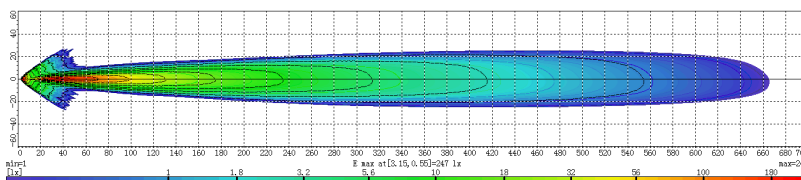
SPECIFICATIONS

Voltage:	9-32 Volt
IP Rating:	IP68 Rated
Lumens:	10,800 Lumens - 120W
LED Count:	24 x 5W High Powered CREE LED's
Lens:	Polycarbonate Lens
Beam Coverage:	Spot Beam
Colour Temperature:	6000 K



Optional Side Leg Mounting P/N QVWLEGS.

BEAM COVERAGE



DIMENSIONS:

W: 476mm [18.74"] x H: 65mm [2.56"] x B: 97.7mm [3.85"]

180W HIGH POWERED LED BAR LIGHT - COMBO BEAM

#QVWL36D5C

The 180W D5 series LED bars are built for extreme conditions. Made with the highest quality CREE LED's, precision reflectors, optics & virtually unbreakable polycarbonate lens. With an IP68 rating the D5 series can withstand the harshest of Australian conditions.

Incorporating a unique aluminium heatsink housing which allows maximum heat dispersion. Patented channel mount for easy and sturdy instillation or optional side leg mount is available. Ideal for Trucking, 4WD's, Mining & Agricultural.



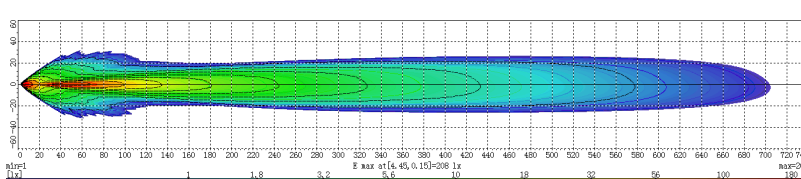
SPECIFICATIONS

Voltage:	9-32 Volt
IP Rating:	IP68 Rated
Lumens:	16,200 Lumens - 180W
LED Count:	36 x 5W High Powered CREE LED's
Lens:	Polycarbonate Lens
Beam Coverage:	Combo Beam [12x Flood, 24x Spot LED's]
Colour Temperature:	6000 K



Optional Side Leg Mounting P/N QVWLEGS.

BEAM COVERAGE



DIMENSIONS:

W: 686mm [27.01"] x H: 65mm [2.56"] x B: 97.7mm [3.85"]

180W HIGH POWERED LED BAR LIGHT - FLOOD BEAM

#QVWL36D5F

The 180W D5 series LED bars are built for extreme conditions. Made with the highest quality CREE LED's, precision reflectors, optics & virtually unbreakable polycarbonate lens. With an IP68 rating the D5 series can withstand the harshest of Australian conditions.

Incorporating a unique aluminium heatsink housing which allows maximum heat dispersion. Patented channel mount for easy and sturdy instillation or optional side leg mount is available. Ideal for Trucking, 4WD's, Mining & Agricultural.



SPECIFICATIONS

Voltage:	9-32 Volt
IP Rating:	IP68 Rated
Lumens:	16,200 Lumens - 180W
LED Count:	36 x 5W High Powered CREE LED's
Lens:	Polycarbonate Lens
Beam Coverage:	Flood Beam
Colour Temperature:	6000 K

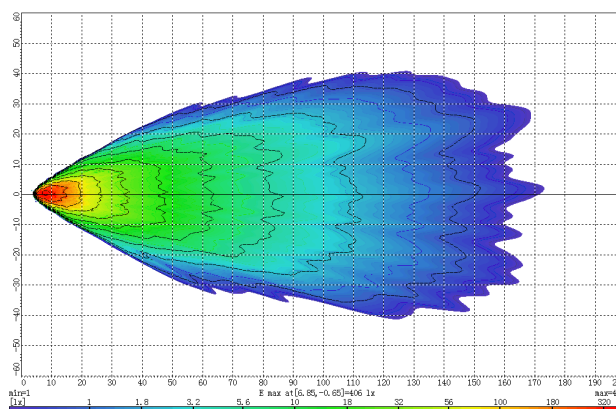
DIMENSIONS:

W: 686mm [27.01"] x H: 65mm [2.56"] x B: 97.7mm [3.85"]



Optional Side Leg Mounting
P/N QVWLEGS.

BEAM COVERAGE



180W HIGH POWERED LED BAR LIGHT - SPOT BEAM

#QVWL36D5S

The 180W D5 series LED bars are built for extreme conditions. Made with the highest quality CREE LED's, precision reflectors, optics & virtually unbreakable polycarbonate lens. With an IP68 rating the D5 series can withstand the harshest of Australian conditions.

Incorporating a unique aluminium heatsink housing which allows maximum heat dispersion. Patented channel mount for easy and sturdy instillation or optional side leg mount is available. Ideal for Trucking, 4WD's, Mining & Agricultural.



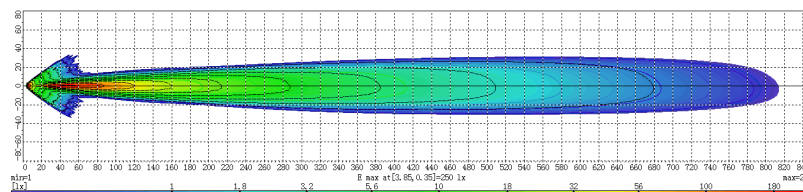
SPECIFICATIONS

Voltage:	9-32 Volt
IP Rating:	IP68 Rated
Lumens:	16,200 Lumens - 180W
LED Count:	36 x 5W High Powered CREE LED's
Lens:	Polycarbonate Lens
Beam Coverage:	Spot Beam
Colour Temperature:	6000 K



Optional Side Leg Mounting
P/N QVWLEGS.

BEAM COVERAGE



DIMENSIONS:

W: 686mm [27.01"] x H: 65mm [2.56"] x B: 97.7mm [3.85"]

270W HIGH POWERED LED BAR LIGHT - COMBO BEAM
 #QVWL54D5C

The 270W D5 series LED bars are built for extreme conditions. Made with the highest quality CREE LED's, precision reflectors, optics & virtually unbreakable polycarbonate lens. With an IP68 rating the D5 series can withstand the harshest of Australian conditions.

Incorporating a unique aluminium heatsink housing which allows maximum heat dispersion. Patented channel mount for easy and sturdy instillation or optional side leg mount is available. Ideal for Trucking, 4WD's, Mining & Agricultural.



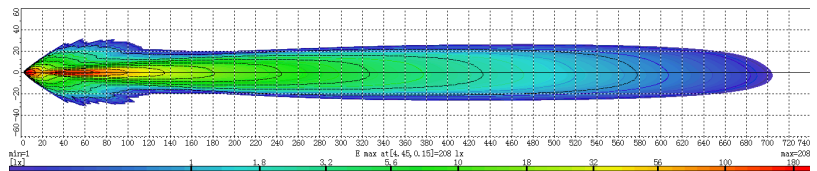
SPECIFICATIONS

Voltage:	9-32 Volt
IP Rating:	IP68 Rated
Lumens:	24,300 Lumens - 270W
LED Count:	54 x 5W High Powered CREE LED's
Lens:	Polycarbonate Lens
Beam Coverage:	Combo Beam [24x Flood, 30x Spot LED's]
Colour Temperature:	6000 K



Optional Side Leg Mounting
 P/N QVWLEGS.

BEAM COVERAGE



DIMENSIONS:

W: 1,001mm [34.41"] x H: 65mm [2.55"] x B: 99.5mm [3.91"]

270W HIGH POWERED LED BAR LIGHT - FLOOD BEAM
 #QVWL54D5F

The 270W D5 series LED bars are built for extreme conditions. Made with the highest quality CREE LED's, precision reflectors, optics & virtually unbreakable polycarbonate lens. With an IP68 rating the D5 series can withstand the harshest of Australian conditions.

Incorporating a unique aluminium heatsink housing which allows maximum heat dispersion. Patented channel mount for easy and sturdy instillation or optional side leg mount is available. Ideal for Trucking, 4WD's, Mining & Agricultural.



SPECIFICATIONS

Voltage:	9-32 Volt
IP Rating:	IP68 Rated
Lumens:	24,300 Lumens - 270W
LED Count:	54 x 5W High Powered CREE LED's
Lens:	Polycarbonate Lens
Beam Coverage:	Flood Beam
Colour Temperature:	6000 K

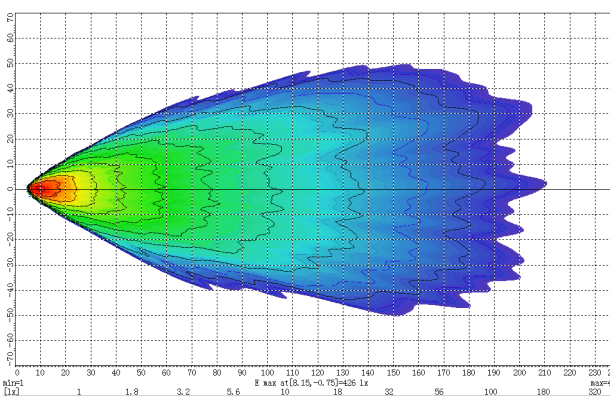
DIMENSIONS:

W: 1,001mm [34.41"] x H: 65mm [2.55"] x
 B: 99.5mm [3.91"]



Optional Side Leg Mounting
 P/N QVWLEGS.

BEAM COVERAGE



270W HIGH POWERED LED BAR LIGHT - SPOT BEAM
#QVWL54D5S

The 270W D5 series LED bars are built for extreme conditions. Made with the highest quality CREE LED's, precision reflectors, optics & virtually unbreakable polycarbonate lens. With an IP68 rating the D5 series can withstand the harshest of Australian conditions.

Incorporating a unique aluminium heatsink housing which allows maximum heat dispersion. Patented channel mount for easy and sturdy instillation or optional side leg mount is available. Ideal for Trucking, 4WD's, Mining & Agricultural.



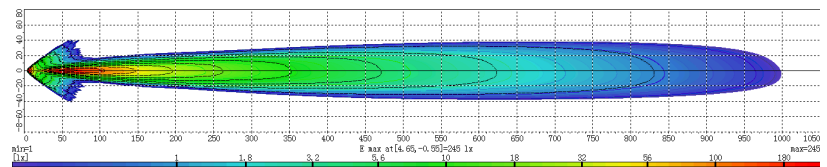
SPECIFICATIONS

Voltage:	9-32 Volt
IP Rating:	IP68 Rated
Lumens:	24,300 Lumens - 270W
LED Count:	54 x 5W High Powered CREE LED's
Lens:	Polycarbonate Lens
Beam Coverage:	Spot Beam
Colour Temperature:	6000 K



Optional Side Leg Mounting
 P/N QVWLEGS.

BEAM COVERAGE



DIMENSIONS:

W: 1,001mm [34.41"] x H: 65mm [2.55"] x B: 99.5mm [3.91"]

330W HIGH POWERED LED BAR LIGHT - COMBO BEAM
#QVWL66D5C

The 330W D5 series LED bars are built for extreme conditions. Made with the highest quality CREE LED's, precision reflectors, optics & virtually unbreakable polycarbonate lens. With an IP68 rating the D5 series can withstand the harshest of Australian conditions.

Incorporating a unique aluminium heatsink housing which allows maximum heat dispersion. Patented channel mount for easy and sturdy instillation or optional side leg mount is available. Ideal for Trucking, 4WD's, Mining & Agricultural.



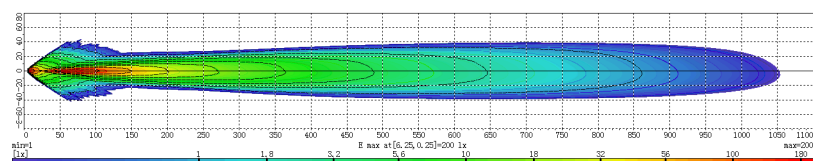
SPECIFICATIONS

Voltage:	9-32 Volt
IP Rating:	IP68 Rated
Lumens:	29,700 Lumens - 330W
LED Count:	66 x 5W High Powered CREE LED's
Lens:	Polycarbonate Lens
Beam Coverage:	Combo Beam [24x Flood, 42x Spot LED's]
Colour Temperature:	6000 K



Optional Side Leg Mounting
 P/N QVWLEGS.


BEAM COVERAGE



DIMENSIONS:

W: 1,211mm [47.68"] x H: 65mm [2.55"] x B: 99.5mm [3.91"]

www.qvee.com.au



QVEE
AUTOMOTIVE | MINING | MARINE



sales@qvee.com.au | www.qvee.com.au