



## Cat Style Circuit Breakers

#CDM

www.mechprod.com

### DESCRIPTION


Heavy duty manual reset circuit breakers.

Designed to protect wiring in the harshest environmental conditions.

Weatherproof and sealed against moisture and dust.

Fast response times to interrupt overloads and short circuits.

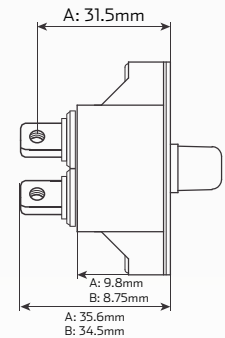
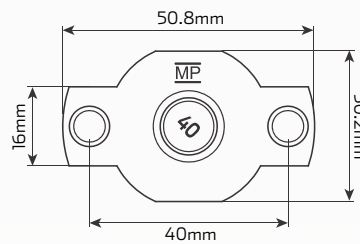
Perfect for use in mining and agricultural equipment.



### TECHNICAL SPECIFICATIONS

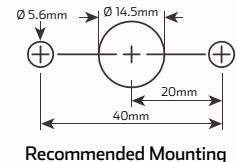
<b>Suitable Voltage</b>	• Suitable for 12V / 24V
<b>I.R</b>	• 3kA @ 120V AC / 32V DC
<b>Reset Mechanism</b>	• Type 3, Manual Reset
<b>Vibration Rating</b>	• 10g / MIL-STD-202
<b>Features</b>	• Ignition Protected UL-1500
<b>Housing</b>	• UL-94 V-0 Black Thermoplastic
<b>Button</b>	• Red with 45° White Amp Rating
<b>Approvals</b>	• ABYC E-11, SAE J553, J1428, UL-1500, UL-1077, MIL-STD-202

### DIMENSIONS



### TERMINAL SPECS

- 5A - 40A: #8 - 32 screw terminals (A)
  - 50A - 60A: #10 - 32 stud terminals (B)
- \* #10 Eyelet hole with attached self-locking nut  
 Button: Red with 45° white amperage marking



### PART NUMBERS

Part No.	Amperage	Reset	Mount	Description
CDM5	• 5 Amps	• Manual	• Panel Mount	• 5 Amp heavy duty manual reset CAT style circuit breaker, panel mount
CDM10	• 10 Amps	• Manual	• Panel Mount	• 10 Amp heavy duty manual reset CAT style circuit breaker, panel mount
CDM15	• 15 Amps	• Manual	• Panel Mount	• 15 Amp heavy duty manual reset CAT style circuit breaker, panel mount
CDM20	• 20 Amps	• Manual	• Panel Mount	• 20 Amp heavy duty manual reset CAT style circuit breaker, panel mount
CDM30	• 30 Amps	• Manual	• Panel Mount	• 30 Amp heavy duty manual reset CAT style circuit breaker, panel mount
CDM40	• 40 Amps	• Manual	• Panel Mount	• 40 Amp heavy duty manual reset CAT style circuit breaker, panel mount
CDM50	• 50 Amps	• Manual	• Panel Mount	• 50 Amp heavy duty manual reset CAT style circuit breaker, panel mount
CDM60	• 60 Amps	• Manual	• Panel Mount	• 60 Amp heavy duty manual reset CAT style circuit breaker, panel mount